

How to clean beeswax and what to do with it

**How can I get
beeswax?**



**The best
beeswax is from
cappings**



**Because they are
very clean**

**Let the honey drip
overnight**



**You will be surprised by
the amount of raw
honey you will get from
the cappings**



Directly from
the extractor





Caution

**Use hot water
instead of
boiling water**

**Because beeswax is
highly flammable,
never heat it directly
over your stove**



Safety and Information

- Fire extinguisher on hand
- Double boiler
- 144F to 147F=Low melting point
- Above 185F = Discoloration
- Above 300F = Flash Point
- Flash point =extremely flammable vapors

A photograph of a cylindrical metal container, likely a Dragonfly Wafer Stick container, which has been repurposed as a water container. The container is filled with water and contains a large amount of crushed, golden-brown wafers. The wafers are broken into small, irregular pieces. The container is placed on a dark surface, and the water level is visible. The text "Water inside" is overlaid on the image, pointing to the water within the container. The text "Water outside" is overlaid on the image, pointing to the water on the surface outside the container.

Water inside

Water outside

**Never leave
beeswax
unattended**





Pour into containers.



Filter until the
beeswax is
very clean



As many times
necessary











Got it!...Now what?



What can I do?



Pure beeswax



- Prevent rust in hand tools, cast iron pieces and shovels
- Waxed thread used in hand-sewn leather goods
- Coating nails and screws
- Wood lubricant on sliding doors, windows and drawers

Candles

- Cleaned beeswax
- Candle molds or
- Candle jars (Mason Jars)
- Wicks (different sizes for different candles)



Add a clean
brick of
beeswax inside
a empty can

Place the can
inside a pot
with hot water







JUMBO STEEL PIPE WRENCHES
PITTSBURGH

SIZE	LOT NO.	REG.	SALE
24"	30645	\$13.99	\$9.99
18"	30644	\$9.99	\$7.99
14"	30643	\$7.99	\$5.99
10"	30642	\$5.99	\$3.99
8"	30641	\$4.99	\$2.99

1-1/2" CLEAR WATER WITH 3 HP GAS ENGINE
PACIFIC HYDROSTAR
LOT NO. 68238
REG. PRICE \$189.99
1-1/2" x 28 FT. PVC DISCHARGE HOSE
LOT NO. 95391
REG. PRICE \$199.99



Lotions and Soaps

- Cleaned beeswax
- Soap molds
- Oils
- Shea Butter



Lip Balm


- Cleaned beeswax
- Lip balm containers or molds
- Oils
- Shea butter
- Fragrances











Encaustic Paintings

- Beeswax Based Paint
- From the Greek word enkaustikos = to burn in
- First used in Egypt around 100-300 AD for “Mummy portraits”.





- Clean Burr Comb
- Bleached with chemicals or with the power of the Sun















YES



NO














Bottle Waxing



Fire Starters





And much more...

- Furniture polish
- Conditioner for wood bowls and cutting boards
- Coat nails and screws
- To water proof leather
- Basketry
- Wax fly fishing lines so they float
- As a flexible mold for a variety of mediums
- As a polish for shoes and floors
- As a wood filler
- Used on snow skis for a good glide
- To make Dental floss
- And the list goes on...

Questions?



Thank you

- Contact us at education@beemaniacs.com
- Download this presentation from: – <http://beemaniacs.com/learn>

